

HOW TO APPLY FOR PLUS CARD?

NON-PAYMENT CARD TO EARN & REDEEM LINKPOINTS

One-time payment of \$10 (no annual membership fee!)



IN-STORE PURCHASE

STEP 1

Purchase a Plus! Card from all NTUC Unity, NTUC Income, NTUC Club, NTUC FairPrice and selected Cheers outlets.



STEP 2

Activate your Plus! Card by either of the following 2 options:

1

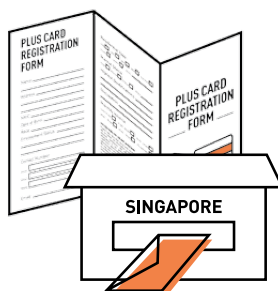


Register online at **plus.com.sg** and follow the onscreen instructions.

Double check your personal details before completing the activation.

OR

2



Complete and mail in attached registration form to Plus!

ONLINE PURCHASE

STEP 1

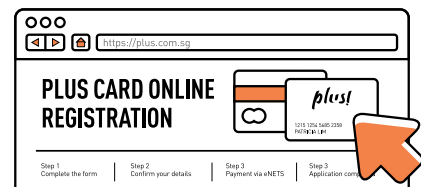
Sign up as a Plus! Member via **plus.com.sg**

- ▶ Click on the Login / Register tab
- ▶ Click on Plus! Card to register



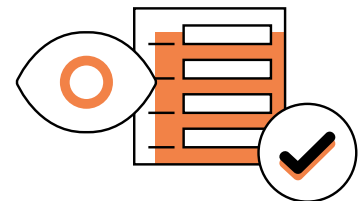
STEP 2

Follow the onscreen instructions.




STEP 3

Double check your personal details.



STEP 4

Select your preferred payment mode to purchase your Plus! Card instantly.



STEP 5

Application completed! Your Plus! Card will be mailed to your mailing address within 14 working days.

